



ACCESSING THE MEMBER PORTAL ON-LINE

To register for the on-line member portal, you will need the cardholder ID on your benefits card. You will also need your **Rx Group Number**. If you cannot locate your Rx Group Number on your ID card, you can obtain it by calling member services at 877-200-5533.

NOTE: Dependents over the age of 18 must register for their own accounts.

You can access the member portal through the US-Rx Care member web page at www.usrxcare.com/member or by going directly to member.usrxcare.com. You can also download a smart phone version in the Apple or Android store.

Through the on-line member portal you can:

- Locate network pharmacies by zip code
- Look up copays
- Compare drug costs across pharmacies
- View your claims history

A member portal quick start guide and video tutorial is available at www.usrxcare.com/member.



US-RX CARE MEMBER PORTAL QUICK START GUIDE

To register for the on-line member portal, you will need the cardholder ID on your benefits card. You will also need your **Rx Group Number**. If you cannot locate your Rx Group Number on your ID card, you can obtain it by calling member services at 877-200-5533.

NOTE: Dependents over the age of 18 must register for their own accounts.



Instructions for registering in the US-Rx Care Member Portal

Step 1 ▶ Visit <https://usrxcare.com/member/>

Step 2 ▶ Scroll down and click on Active Members Login.

Member Portal

As of January 1, 2022 the member portal has been updated to add new features and functions. For security purposes, you will need to re-register for the new portal and update your login and password as well.

Active Members Login




Step 3 ▶ Click on Register at the top right of the screen:

 [Register](#)  [Login](#)

Step 4 ▶ Complete all fields. Click on  for a definition of fields.

REGISTER

All fields except for the Prescription Number and Coverage Date are required. For more information about a particular field, click the  info button in the far right of the field.

Rx Group Id

Enter the group id/number that is shown on your **Member** card.

Password

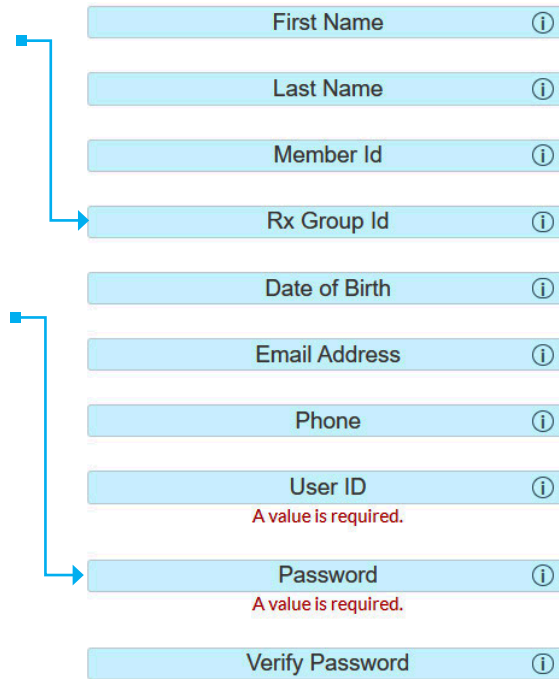
Enter the password you will use to access the account. Your password must be at least eight characters long and can consist of letters, numbers or special characters like @#\$%^&*. The password **MUST** contain at least one letter, one digit and one special character.


Member Id


Enter the subscriber number that is shown on your **Member** card.


User ID


Enter your own user id that you will use to access the **Member** Website. You can use any id you like, but it can only consist of letters and numbers, and must be at least 8 characters long.





First Name 


Last Name 


Member Id 


Rx Group Id 


Date of Birth 

Email Address 

Phone 

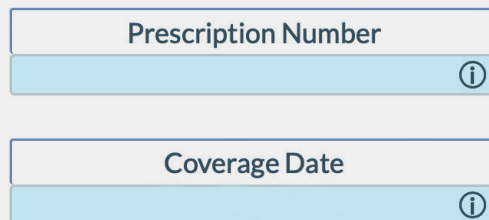
User ID 
A value is required.


Password 
A value is required.


Verify Password 

Step 5 ▶ Optional Fields are not required to register.

Optional Fields

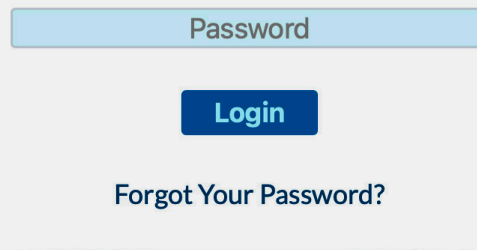


Prescription Number 

Coverage Date 

Step 6 ▶ Click 

Step 7 ▶ If you forgot your password, on the LOGIN screen, press **Forgot Your Password?**



Password

Login

Forgot Your Password?

Step 8 ▶ Enter your information under **FORGOT PASSWORD** and press **Submit** and a password will be sent to your email on file.



FORGOT PASSWORD

This form will allow you to reset the password on your account. Please enter the values in the fields below and click Submit. Your password will be reset and sent to the email address that you specified on your account.

First Name ⓘ

Last Name ⓘ

Date of Birth ⓘ

User ID ⓘ

Submit

Step 9 ▶ If you forget your User Id, you can **register again** and use a different user ID. Make sure you write it down so you can remember it. You can use the same email address you used originally.

Step 10 ▶ Once you have registered, you will be at the **Home Page**.

Home Page

The portal will give you access to view your prescription history, price check medications, and find participating pharmacies.



WELCOME

LOOK UP DRUG COSTS

- Use the price calculator to look up your cost for covered drugs
- Go to downloads to see if any lower cost alternatives are recommended for a prescription drug you are taking

SEE WHAT'S COVERED

- Download a list of commonly prescribed drug by therapy category
- Use the drug cost look up to find your cost for covered drugs

FIND A NETWORK PHARMACY

- Participating in network pharmacies are easy to find by zip code search
- Find pharmacies likely to have the lowest cost for your medications at member.usrxcare.com

LEARN ABOUT YOUR DRUGS

- Get information about particular drugs
- Access your prescription history for medications processed through US-Rx Care



US-RX CARE - MEMBER PORTAL SMART PHONE APP

You will need the cardholder ID on your benefits card to register for access to the member portal. You will also need your Rx Group Number. If you cannot locate your **Rx Group Number** on your ID card, you can obtain it by calling member services at 877-200-5533. **NOTE: Dependents over the age of 18 must register for their own accounts.**

Features available on-line are also available through the US-Rx Care Apple and Android app. To download the app, simply search in the Apple or Android store for US-Rx Care. You will recognize the app. by our logo.



In the Smart Phone app. you can:

- Locate network pharmacies by zip code
- Look up copays
- Compare drug costs across pharmacies
- Access your pharmacy ID card

(Sample ID card is shown below)

